






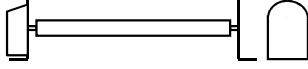
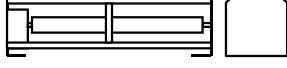



Adressee	Customer	Commission
 MKT Wolfgang Tödt GmbH Am Böttcherberg 13 D-51427 Bergisch Gladbach Telephone: 0049 / (0)2204 / 66277 Telefax: 0049 / (0)2204 / 22439	  	  

Order Pool Cover

⇒ Surface Level Drive








for indoor pool for outdoor pool

Drive	<input type="checkbox"/> Type Solo  <input type="checkbox"/> 2 brackets <input type="checkbox"/> one-side bearing on the wall				
	<input type="checkbox"/> Type Quadro  <input type="checkbox"/> Type Quadro manual <input type="checkbox"/> mobile <input type="checkbox"/> automotive				
	<input type="checkbox"/> Type Rondo  <div style="border: 2px solid red; padding: 5px; display: inline-block;">cannot be used to sit on !</div>				
Coverings	<input type="checkbox"/> bench covering suitable for Type Quadro <table style="width: 100%; border: none;"> <tr> <td style="width: 50%; border-right: 1px solid black;"> wood <input type="checkbox"/> top <input type="checkbox"/> front <input type="checkbox"/> rear </td> <td style="width: 50%;"> PVC-profiles <input type="checkbox"/> top <input type="checkbox"/> front <input type="checkbox"/> rear </td> </tr> </table>	wood <input type="checkbox"/> top <input type="checkbox"/> front <input type="checkbox"/> rear	PVC-profiles <input type="checkbox"/> top <input type="checkbox"/> front <input type="checkbox"/> rear		
	wood <input type="checkbox"/> top <input type="checkbox"/> front <input type="checkbox"/> rear	PVC-profiles <input type="checkbox"/> top <input type="checkbox"/> front <input type="checkbox"/> rear			
<input type="checkbox"/> covering made of PVC-shutters suitable for Type Rondo <div style="border: 2px solid red; padding: 5px; display: inline-block; margin-left: 20px;">cannot be used to sit on !</div> <table style="width: 100%; border: none; margin-left: 20px;"> <tr> <td><input type="checkbox"/> grey</td> </tr> <tr> <td><input type="checkbox"/> white</td> </tr> <tr> <td><input type="checkbox"/> blue</td> </tr> <tr> <td><input type="checkbox"/> beige</td> </tr> <tr> <td><input type="checkbox"/> turquoise</td> </tr> </table>	<input type="checkbox"/> grey	<input type="checkbox"/> white	<input type="checkbox"/> blue	<input type="checkbox"/> beige	<input type="checkbox"/> turquoise
<input type="checkbox"/> grey					
<input type="checkbox"/> white					
<input type="checkbox"/> blue					
<input type="checkbox"/> beige					
<input type="checkbox"/> turquoise					
Control	<input type="checkbox"/> stainless steel pushbutton on the engine top (standard) <input type="checkbox"/> key switch on the engine top <input type="checkbox"/> separate double rocker switch <input type="checkbox"/> surface mounted <input type="checkbox"/> flush mounted <input type="checkbox"/> separate key switch <input type="checkbox"/> surface mounted <input type="checkbox"/> flush mounted <input type="checkbox"/> radio remote control				
Accessories	<input type="checkbox"/> drain sheet PVC (to return the water into the pool) <input type="checkbox"/> entrance slope PVC (mix of drain sheet and entrance appliance when winding-up beside the pool) <input type="checkbox"/> catch device for Roman End (Roman End can be winded-up too)				
Delivery Assembly	<table style="width: 100%; border: none;"> <tr> <td style="width: 50%; border-right: 1px solid black;"> <input type="checkbox"/> delivery by MKT <input type="checkbox"/> delivery by forwarding agency (extra charge for packaging) <input type="checkbox"/> assembly by MKT </td> <td style="width: 50%;"> <input type="checkbox"/> collection by customer <input type="checkbox"/> collection by forwarding agency (extra charge for packaging) <input type="checkbox"/> self-assembly </td> </tr> </table>	<input type="checkbox"/> delivery by MKT <input type="checkbox"/> delivery by forwarding agency (extra charge for packaging) <input type="checkbox"/> assembly by MKT	<input type="checkbox"/> collection by customer <input type="checkbox"/> collection by forwarding agency (extra charge for packaging) <input type="checkbox"/> self-assembly		
<input type="checkbox"/> delivery by MKT <input type="checkbox"/> delivery by forwarding agency (extra charge for packaging) <input type="checkbox"/> assembly by MKT	<input type="checkbox"/> collection by customer <input type="checkbox"/> collection by forwarding agency (extra charge for packaging) <input type="checkbox"/> self-assembly				

_____ place

_____ date

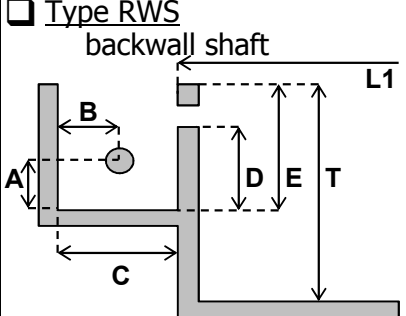
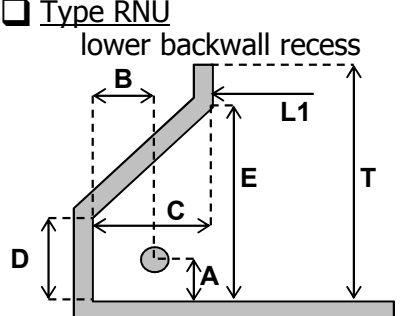
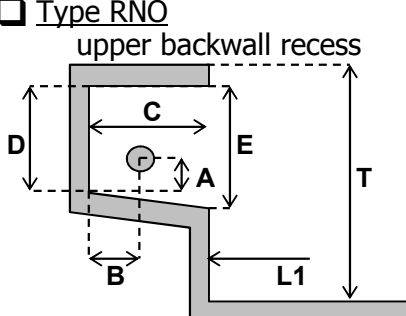
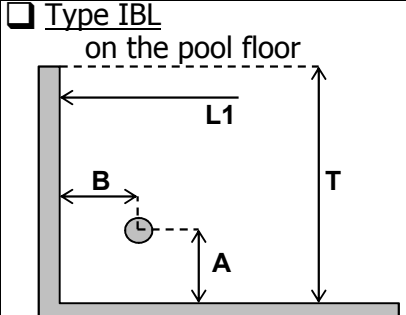
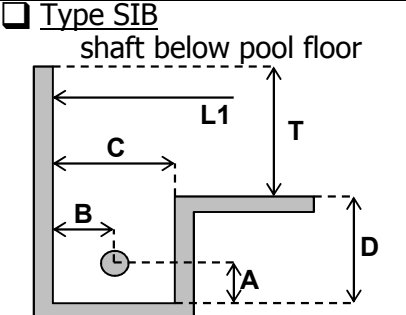
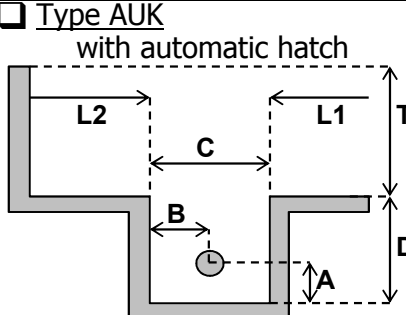
_____ signature / stamp

Adressee	Customer	Commission
 MKT Wolfgang Tödt GmbH Am Böttcherberg 13 D-51427 Bergisch Gladbach Telephone: 0049 / (0)2204 / 66277 Telefax: 0049 / (0)2204 / 22439	  	  

Order Pool Cover

⇒ Under Floor Drive


for indoor pool for outdoor pool

Pool Particulars	<input type="checkbox"/> tiled pool <input type="checkbox"/> liner pool <input type="checkbox"/> prefab pool (manufacturer: _____)							
	wall thickness: _____ mm <input type="checkbox"/> MKT-wall-duct for external gear motor <input type="checkbox"/> already installed <input type="checkbox"/> needed <input type="checkbox"/> MKT-cable lead-through for tubular motor <input type="checkbox"/> already installed <input type="checkbox"/> needed <input type="checkbox"/> packing at the pool wall (prefab pool) wall thickness: _____ mm material of the pool wall (e.g. PVC, Polyester): _____							
Plant Placement	<input type="checkbox"/> Type RWS backwall shaft 		<input type="checkbox"/> Type RNU lower backwall recess 		<input type="checkbox"/> Type RNO upper backwall recess 			
	<input type="checkbox"/> Type IBL on the pool floor 		<input type="checkbox"/> Type SIB shaft below pool floor 		<input type="checkbox"/> Type AUK with automatic hatch 			
	A =	B =	C =	D =	E =	T =	L1 =	L2 =
Accessories	for Type RWS		<input type="checkbox"/> girder (stainl. steel)		<input type="checkbox"/> duckboard (c. b. walked on)			
	for Type RNU + RNO		<input type="checkbox"/> recess cover with removable PVC-sheets (can be tiled)					
	for Type IBL		<input type="checkbox"/> hinged covering with PVC-sheets					
			<input type="checkbox"/> cantilever under water bench					
	for Type SIB		<input type="checkbox"/> shaft cover static (deflecting tube, supporting profile, PVC-sheets)					
for Type AUK		<input type="checkbox"/> automatic hatch (drive, control, PVC-sheets)						
Control	<input type="checkbox"/> double rocker switch (regular)		<input type="checkbox"/> surface mounted		<input type="checkbox"/> flush mounted			
	<input type="checkbox"/> key switch (optional)		<input type="checkbox"/> surface mounted		<input type="checkbox"/> flush mounted			
	<input type="checkbox"/> additional double rocker switch		<input type="checkbox"/> surface mounted		<input type="checkbox"/> flush mounted			
	<input type="checkbox"/> additional key switch		<input type="checkbox"/> surface mounted		<input type="checkbox"/> flush mounted			
	<input type="checkbox"/> radio remote control							
Delivery Assembly	<input type="checkbox"/> delivery by MKT		<input type="checkbox"/> collection by customer					
	<input type="checkbox"/> delivery by forwarding agency (extra charge for packaging)		<input type="checkbox"/> collection by forwarding agency (extra charge for packaging)					
	<input type="checkbox"/> assembly by MKT		<input type="checkbox"/> self-assembly					

_____ place

_____ date

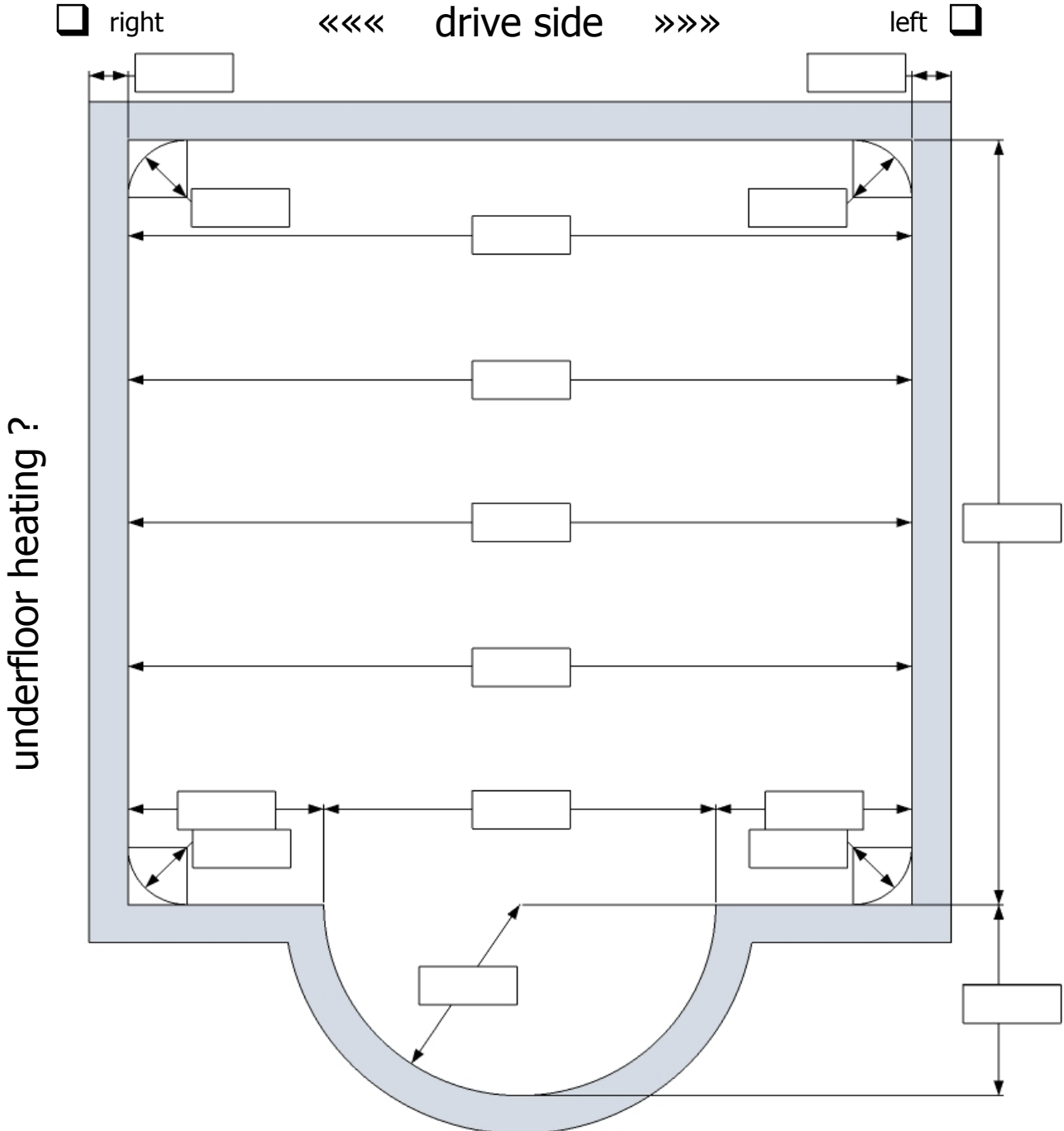
_____ signature / stamp

Adressee	Customer	Commission
 MKT Wolfgang Tödt GmbH Am Böttcherberg 13 D-51427 Bergisch Gladbach Telephone: 0049 / (0)2204 / 66277 Telefax: 0049 / (0)2204 / 22439	<div style="text-align: center;">Customer</div> <hr/> <div style="text-align: center;">Customer</div> <hr/> <div style="text-align: center;">Customer</div>	<div style="text-align: center;">Commission</div> <hr/> <div style="text-align: center;">Commission</div> <hr/> <div style="text-align: center;">Commission</div>

Order Pool Cover

⇒ Pool Dimensions

for indoor pool for outdoor pool



- ☞ pool width has to be measured on a level with water-surface !
- ☞ for under floor drives the pool width has to be measured in the range of winding-up too !
- ☞ projecting parts (stairs, jet, skimmer, etc.) have to be entered !